



1 Put the sentences into the negative form.  Mets les phrases à la forme négative.

- 1. Close the door! →
- 2. Open your eyes! →
- 3. Take a book! →
- 4. Listen! →
- 5. Move! →

2 Find the missing words in the dialogue.  Complète le dialogue.

 Jane: Simon : "..... a pen!"


 Jane: Don't !

 Jane: Simon says: "..... a book!"


 Susan: I don't a book on my table!

 Teacher: Just you're reading, Susan!


 Jane: the door!

 Jane: Simon says: "Don't !"

 Jane: your eyes!

 Jane: Michael, you've lost! You closed your ! Too bad.

3 Listen and put the sentences in the right order (1, 2, 3, etc.).

 Écoute et classe les phrases dans le bon ordre.



- | | |
|--|---|
| <input type="checkbox"/> Take a pen! | <input type="checkbox"/> Don't move! |
| <input type="checkbox"/> Don't open your eyes! | <input type="checkbox"/> Don't talk! |
| <input type="checkbox"/> Close the door! | <input type="checkbox"/> Open the door! |
| <input type="checkbox"/> Read a book! | <input type="checkbox"/> Take a book! |